

STRATEGIC FIXED INTEREST FUND

AS AT 31 DECEMBER 2024

INVESTMENT OBJECTIVE

To provide income and capital appreciation by investing in a broadly diversified portfolio of Australian and international fixed interest and money market securities.

INVESTMENT PHILOSOPHY

The fund uses a “variable maturity” and “variable credit” approach to investing in a broadly diversified universe of short to medium term domestic and international government and corporate debt securities. The strategy does not purchase securities lower than investment grade or beyond five years in maturity.

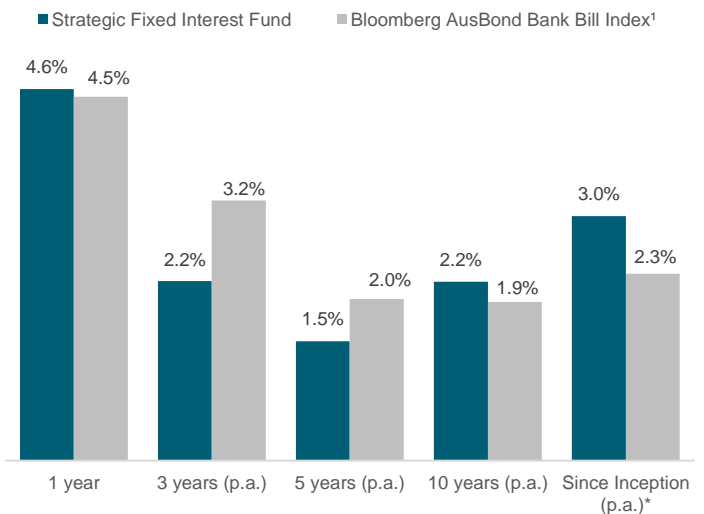
OVERVIEW

Benchmark	Bloomberg AusBond Bank Bill Index ¹
Date of Launch	01-Sep-2011
Underlying Investment Manager	Dimensional Fund Advisors
APIR Code	DFA0015AU

CHARACTERISTICS²

	Strategic Fixed Interest Fund
No. of securities	215
Average Maturity (Yrs)	0.11
Duration (Yrs)	0.11
Yield to Maturity (%)	4.70
Net Asset Value (\$)	10.3149
Fund Size (\$ million)	1610.08

PERFORMANCE



*Inception date of fund 01-Sep-2011

Performance figures are calculated net of management fees and costs and transaction costs, and assume income is reinvested on the last day of the distribution period. Returns for periods less than 1 year are actual returns. Past performance is not a reliable indicator of future performance, nor a promise of future returns. Performance can be volatile and may vary over time. Indices are not available for direct investment.

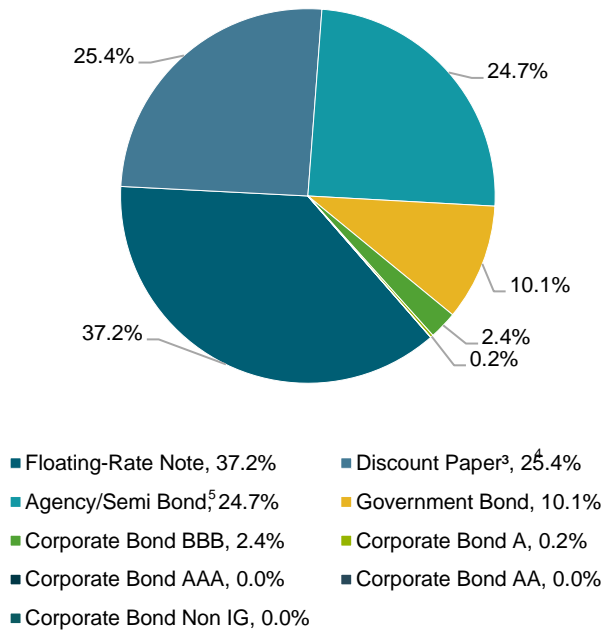
PERIODIC RETURNS

	1 Month	3 Month	6 Month	1 Year	2 Year (p.a.)	3 Year (p.a.)	5 Year (p.a.)	10 Year (p.a.)	Since Inception (p.a.) [*]
Growth Return	-0.9%	-0.1%	1.1%	-0.4%	1.7%	0.5%	-0.2%	-0.6%	0.1%
Income Return	1.2%	1.3%	1.3%	5.0%	2.5%	1.7%	1.7%	2.8%	2.9%
Total Return	0.4%	1.1%	2.3%	4.6%	4.3%	2.2%	1.5%	2.2%	3.0%
Bloomberg AusBond Bank Bill Index¹	0.4%	1.1%	2.2%	4.5%	4.2%	3.2%	2.0%	1.9%	2.3%

STRATEGIC FIXED INTEREST FUND

AS AT 31 DECEMBER 2024

SECURITY BREAKDOWN⁸



FEES AND COSTS

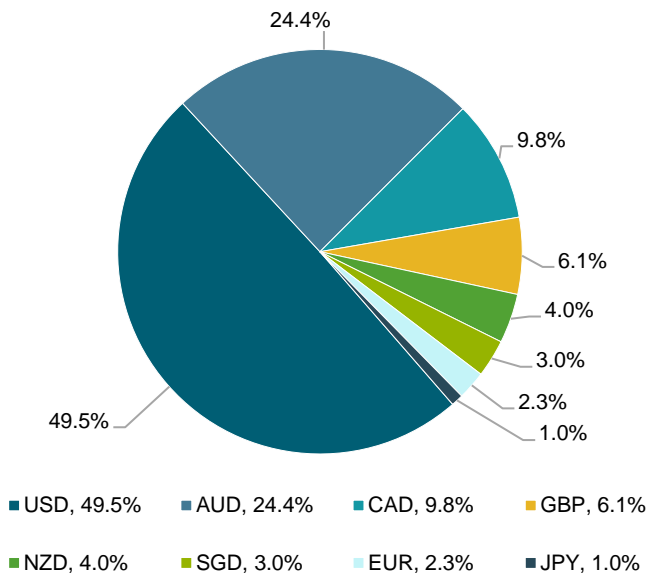
Buy/Sell spread	0.02% / -0.04%
Management Fees and Costs	0.28%

Management fees and costs comprise of management fees and indirect costs but excludes any transaction costs. Refer to the latest Product Disclosure Statement (PDS) for further information on ongoing annual management fees and costs.

TOP 10 COUNTRIES OF ISSUE⁶ % TOTAL NET ASSETS

Canada	21.4%
Supranational ⁷	15.6%
Germany	8.5%
France	7.9%
Australia	7.2%
Netherlands	6.6%
United States	6.6%
Singapore	5.1%
New Zealand	4.0%
Japan	3.7%
TOTAL	86.7%

CURRENCY BREAKDOWN⁸ % TOTAL NET ASSETS



Calculation Methodologies

- Indices are not available for direct investment. Data provided by Bloomberg Finance L.P.
- Aggregate characteristics are exclusive of cash.
- Includes short term debt instruments such as Certificates of Deposit and Commercial Paper.
- State and provincial governments, government agencies and supranationals.
- Australian and foreign government.
- All securities are fully hedged to AUD.
- Supranational: Beyond the borders or scope of any one nation.
- Please note the total may not sum to 100% due to the effects of rounding.

SEEK ADVICE

To see if this fund is suitable to your circumstances please contact your adviser who can provide you with personal advice as the appropriateness of this and other Strategic Funds to your personal situation.

Important Information

IOOF Investment Services Ltd (IISL) ABN 80 007 350 405 AFSL No 230703 is the Responsible Entity for the Fund. IISL is a company within the Insignia Financial Group which consists of Insignia Financial Ltd ABN 49 100 103 722 and its related bodies corporate. Information contained herein is based in part on data provided by the Investment Manager. The Investment Manager, DFA Australia Limited ("Dimensional Fund Advisors") ABN 46 065 937 671 AFS License No.238093 is an independent third party that is not affiliated with the Insignia Financial Group. The Investment Manager has provided the data in good faith, based upon sources, materials and systems believed to be the reliable, on an 'as is' and 'as available' basis. This material may be considered to be general financial product advice and does not take into account your individual objectives, financial circumstances or needs. For more information, you should consider the applicable Product Disclosure Statement (PDS) and Target Market Determination (TMD) in deciding whether to acquire or to continue to hold the investment and consider talking to a licenced or appropriately authorised financial adviser before making an investment decision. PDSs and TMDs for available products are available from www.ioof.com.au/forms. No guarantee of accuracy or reliability is given and to the extent permitted by law, no liability is accepted for any loss or damage incurred as a result of reliance on the information. Past performance should not be taken as an indication of future performance.